

Triumph Street Triple 2007-2011 (ARA-1 + ARA-K4A + ARA-D02)

Secure the bike on a stand.



Remove the seat.


Remove the fuel tank and the airbox.



Use the following connections without the iQSE:

Plug the ARA connectors in-line with the ignition coil connectors.

(Make sure the ARA plugs marked with RED square are connected, and leave one coupler unused)



Advanced Rider Assistant Supplementary Manual




Triumph Street Triple 2007-2011 (ARA-1 + ARA-K4A + ARA-D02)

Use the following connections with the iQSE:

Connect the QSH connectors to the ignition coil connectors.

Plug the ARA connectors in-line with the QSH free connector and the bike harness plug.

(Bike harness plug -> ARA plugs -> QSH plugs -> ignition coil plug.)



Connect the ARA Black wire terminal to the battery negative terminal.



Mount the supplied disc and wheel speed sensor at the front wheel.


(For the disc mounting see the Front Disc Mounting all bikes without ABS supplementary manual. Reinstall the brake disc as per the bike's service manual. For safety, you may use threadlocker to make sure the nut or bolt won't get loose due to vibrations. Adjust and tighten the sensor so that the sensor's tip will be in the centerline of the targets. The air-gap should be about 1mm.)



Triumph Street Triple 2007-2011 (ARA-1 + ARA-K4A + ARA-D02)

Splice the ARA Green wire to the Pink/Yellow wire of the speed sensor connector.


Connect the 3-pole front wheel speed sensor connector to the ARA wiring.



Optional:

Connect the Pink ARA wire to the Black/Orange wire of the Clutch switch.

(While the connector is connected, turn ignition on. Measure the voltage (DC 20V setting) on the wires, at the back side of the plug. You need to use the wire where the voltage value changes while you pull the clutch lever. Alternatively check the clutch switch indication in the ARA application on your phone.)



Mount the switch onto the handlebar.



Advanced Rider Assistant Supplementary Manual



Triumph Street Triple 2007-2011 (ARA-1 + ARA-K4A + ARA-D02)

Mount the LED indicator on the dashboard.



Typical position for the ARA module.

Secure the unit properly.

