

# Brake Light Pro Supplementary Manual



## Honda CBF500 2004-2008 (BLP-U01)

Remove the seat.




Locate the rear light connector under rear fairing on the left side.

*(Transparent, 9-pole connector with 5 wires)*



Cut the Green/Yellow wire.

Connect the BLP Red wire to the Green/Yellow wire end, which is at the wiring harness side.




# Brake Light Pro Supplementary Manual




## Honda CBF500 2004-2008 (BLP-U01)

Connect the BLP Green wire to the Green/Yellow wire end, which goes to the rear light connector.



Connect the BLP Black wire to the Green wire of rear light connector.



Typical position for the Brake Light Pro.

Secure the unit properly.

