

Brake Light Pro Supplementary Manual

MV Agusta Brutale 800 ABS TC 2014- (BLP-U01)


Secure the bike on a stand.



Remove the seats.



Locate the black 3-pole rear light assembly connector under the main seat.



Brake Light Pro Supplementary Manual




MV Agusta Brutale 800 ABS TC 2014- (BLP-U01)


Cut the Green wire.

Connect the BLP Green wire to the Green wire end, which goes to the rear light assembly.

Connect the BLP Red wire to the Green wire end, which goes to the bike's main wiring harness.



Connect the BLP Black wire to the Blue wire.



Typical position for the Brake Light Pro.

Secure the unit properly.

