

Brake Light Pro Supplementary Manual



Royal Enfield Meteor 350 ABS 2021- (BLP-U01)


Secure the bike on a stand.



Remove the rear seats.



Locate the black 6-pole rear light assembly connector.



Brake Light Pro Supplementary Manual




Royal Enfield Meteor 350 ABS 2021- (BLP-U01)


Cut the White/Yellow wire.

Connect the BLP Green wire to the White/Yellow wire end, which goes to the rear light assembly.

Connect the BLP Red wire to the White/Yellow wire end, which goes to the bike's main wiring harness.



Connect the BLP Black wire to the Black wire.



Typical position for the Brake Light Pro.

Secure the unit properly.

