


Brake Light Pro Supplementary Manual



Suzuki VZ1500 Intruder M1500 / Boulevard M90 2009-2013 (BLP-U01)

Remove the main seat.




Locate the rear light connector under the main seat.

(Transparent, 6-pole connector)



Cut the White/Black wire.

Connect the BLP Red wire to the White/Black wire end, which is at the wiring harness side.




Brake Light Pro Supplementary Manual



Suzuki VZ1500 Intruder M1500 / Boulevard M90 2009-2013 (BLP-U01)

Connect the BLP Green wire to the White/Black wire end, which goes to the rear light connector.



Connect the BLP Black wire to the Black/White wire of the rear light connector.



Typical position for the Brake Light Pro.

Secure the unit properly.

