

Brake Light Pro Supplementary Manual

Yamaha YZF-R7 ABS 2022- (BLP-U01)

Secure the bike on a stand.




Remove the rear seat.



Locate the rear light assembly connector.

(Black, 3-pole connector)



Brake Light Pro Supplementary Manual




Yamaha YZF-R7 ABS 2022- (BLP-U01)


Cut the Yellow wire of the rear light assembly connector.

Connect the BLP Red wire to the Yellow wire end, which goes to the bike's main wiring harness.

Connect the BLP Green wire to the Yellow wire end, which goes to the rear light assembly.



Connect the BLP Black wire to the Black/White wire.



Typical position for the Brake Light Pro.

Secure the unit properly.

