

Brake Light Pro Supplementary Manual



Aprilia RS660 ABS TC 2020- (BLP-U02)


Secure the bike on a stand.



Remove the rear seat and the black plastic cover.



Locate the black 3-pole rear light assembly connector.



Brake Light Pro Supplementary Manual




Aprilia RS660 ABS TC 2020- (BLP-U02)


Cut the Green wire.

Connect the BLP Black wire to the Green wire end, which goes to the bike's main wiring harness.

Connect the BLP Blue wire to the Green wire end, which goes to the rear light assembly.



Connect the BLP Red wire to the Yellow wire.



Typical position for the Brake Light Pro.

Secure the unit properly.

