

Brake Light Pro Supplementary Manual

BMW G310R ABS 2021- (BLP-U05)

Secure the bike on a stand.




Remove the seat and remove the rear side fairings.

Remove the lower black plastic cover from the licence plate holder.



Locate the black 3-pole rear light assembly connector.



Brake Light Pro Supplementary Manual




BMW G310R ABS 2021- (BLP-U05)


Cut the Grey/Red wire.

Connect the BLP Green wire to the Grey/Red wire end, which goes to the rear light assembly.

Connect the BLP Red wire to the Grey/Red wire end, which goes to the bike's main wiring harness.



Connect the BLP Black wire to the White/Black wire.



Typical position for the Brake Light Pro.

Secure the unit properly.

