

# Brake Light Pro Supplementary Manual




## BMW R nineT Urban GS 2017- (BLP-U05)

Secure the bike on a stand.




Remove the seat and the plastic cover.

Locate the Black 6-pole multi connector.



Cut the Grey/Black wire.

Connect the BLP Red wire to the  
Grey/Black wire end, which goes to the  
bike's main wiring harness.



# Brake Light Pro Supplementary Manual




## BMW R nineT Urban GS 2017- (BLP-U05)

Connect the BLP Green wire to the Grey/Black wire end, which goes to the rear light assembly.



Connect the BLP Black wire to the Brown wire.



Typical position for the Brake Light Pro.

Secure the unit properly.

