

# Brake Light Pro Supplementary Manual



## BMW S1000XR ABS TC 2015- (BLP-U05)

Secure the bike on a stand.




Remove the seat.


Open the cable tie which goes to the rear light.

Cut the Grey/Red wire.

Connect the BLP Green wire to the Grey/Red wire end, which goes to the rear light assembly.



Connect the BLP Red wire to the Grey/Red wire end, which goes to the bike's main wiring harness.




# Brake Light Pro Supplementary Manual



## BMW S1000XR ABS TC 2015- (BLP-U05)

Connect the BLP Black wire to the Brown wire.



Connect the BLP Black wire to the Brown wire.

