

# Controlled Electronic Suspension Eliminator Supplementary Manual



## BMW R1250GS ABS TC 2017-2021 (CESE-07)

Secure the bike on a stand.



Remove the seats.

Remove the side fairings from the fuel tank.

Remove the fuel tank.



Locate the Suspension Control Unit.

Unplug and remove the Suspension Control Unit.




# Controlled Electronic Suspension Eliminator Supplementary Manual



## BMW R1250GS ABS TC 2017-2021 (CESE-07)


Splice the CESE Green wire to the Blue wire of the SCU connector. Use a red wire tap connector.



Splice the CESE White wire to the Grey wire of the SCU connector. Use a red wire tap connector.



Splice the CESE Black wire to the Brown wire of the SCU connector. Use a red wire tap connector.




# Controlled Electronic Suspension Eliminator Supplementary Manual



## BMW R1250GS ABS TC 2017-2021 (CESE-07)

Splice the CESE Red wire to the Red/Blue wire of the SCU connector. Use a red wire tap connector.



Typical position for the Controlled Electronic Suspension Eliminator.

Secure the unit properly.

