

QuickShifter easy Supplementary Manual


Suzuki DL650 V-Strom 2004-2011 (iQSE-1 + QSH-F2A)

Secure the bike on a stand.




Remove the seat and the side fairings.

Remove the fuel tank and the airbox.



Plug the QSH connectors in-line with the fuel injector connectors.




QuickShifter easy Supplementary Manual



Suzuki DL650 V-Strom 2004-2011 (iQSE-1 + QSH-F2A)

Connect the QSH Black wire terminal to the battery negative terminal.



Mount the QSE Sensor.

(Replace the bolt with the one supplied. Place the conical washers at the two sides of the sensor like this: (O). Tighten the bolt in this position by about 6 Nm. If you do not have torque wrench, tighten the bolt until the shift arm is tight on the gearbox shaft.)



Typical position for the QuickShifter easy.

Secure the unit properly.

