

QuickShifter easy Supplementary Manual

Yamaha YZF-R7 ABS 2022- (iQSE-1 + QSH-P2A)

Secure the bike on a stand.




Remove the seats.

Remove the plastic covers from the fuel tank.

Remove the fuel tank.



Plug the QSH connectors in-line with the ignition coil connectors.




QuickShifter easy Supplementary Manual




Yamaha YZF-R7 ABS 2022- (iQSE-1 + QSH-P2A)

Connect the QSH Black wire terminal to the battery negative terminal.



Mount the QSE sensor.

(Replace the bolt with the one supplied. Place the supplied washers at both sides of the sensor. Tighten the bolt in this position by about 6 Nm. If you do not have torque wrench, tighten the bolt until the shift arm is tight on the gearbox shaft.)



Typical position for the QuickShifter easy.

Secure the unit properly.

