

QuickShifter easy Supplementary Manual

Kawasaki Versys-X 300 2017-2019 (iQSE-1 + QSH-P2B)


Secure the bike on a stand.



Remove the seat, the side fairings and the fuel tank.



Plug the QSH connectors in-line with the ignition coil connectors.




QuickShifter easy Supplementary Manual




Kawasaki Versys-X 300 2017-2019 (iQSE-1 + QSH-P2B)

Connect the QSH Black wire terminal to the battery negative terminal.



Mount the QSE sensor.

*(Replace the bolt with the one supplied.
Place the supplied washers at both sides of the sensor. Tighten the bolt in this position by about 6 Nm. If you do not have torque wrench, tighten the bolt until the shift arm is tight on the gearbox shaft.)*



Typical position for the QuickShifter easy.

Secure the unit properly.

