

QuickShifter easy Supplementary Manual

Triumph Speed Twin ABS TC 2022- (iQSE-1 + QSH-P2T)


Secure the bike on a stand.



Remove the seat and remove the fuel tank.



Locate the ignition coil connectors under the fuel tank.



QuickShifter easy Supplementary Manual




Triumph Speed Twin ABS TC 2022- (iQSE-1 + QSH-P2T)

Take off the Brown/Pink terminal from the coil.

Connect the Brown/Pink terminal to the QSH Red wire terminal.

Connect the QSH Green terminal to this coil terminal.


Splice the QSH White wire to the Green/Pink wire of the coil by using the supplied red wire tap connector.



Take off the Brown/Pink terminal from the other ignition coil.

Connect the QSH Green terminal to the empty ignition coil terminal.

Isolate the unused Brown/Pink terminal with tape.



Connect the QSH Black wire terminal to the battery negative terminal.



QuickShifter easy Supplementary Manual



Triumph Speed Twin ABS TC 2022- (iQSE-1 + QSH-P2T)

Mount the QSE sensor.

*(Replace the bolt with the one supplied.
Tighten the bolt in this position by about 6 Nm. If you do not have torque wrench, tighten the bolt until the shift arm is tight on the gearbox shaft.)*



Typical position for the QuickShifter easy.

Secure the unit properly.

