

QuickShifter easy Supplementary Manual



Ducati Multistrada V4 ABS TC 2021- (iQSE-1 + QSH-P4E)

Secure the bike on a stand.



Remove the seats.

Remove the side fairings.


Remove the fuel tank.

Unscrew and move the oil cooler forward.



Plug the QSH connectors in-line with the ignition coil connectors on the vertical cylinders.

(3-pole, black connectors under the fuel tank)




Ducati Multistrada V4 ABS TC 2021- (iQSE-1 + QSH-P4E)

Locate the horizontal ignition coil connectors behind the oil cooler.




Plug the QSH connectors in-line with the ignition coil connectors on the horizontal cylinders.



Mount the QSE sensor.

*(Place the sensor in the rod as shown.
Tighten the nut by hand fully and then by a
1/4 turn using a wrench but maximum to
about 6 Nm.)*



QuickShifter easy Supplementary Manual



Ducati Multistrada V4 ABS TC 2021- (iQSE-1 + QSH-P4E)

Typical position for the QuickShifter easy.

Secure the unit properly.

