

Italjet Dragster 700 Twin ABS TC 2026- (iQSE-W1 + QSX-F2A)

Secure the bike on a stand.




Lift up the seat.

Remove the airbox.



Locate the fuel injector connectors.

(Grey, 2-pole connectors)




QuickShifter easy Supplementary Manual




Italjet Dragster 700 Twin ABS TC 2026- (iQSE-W1 + QSX-F2A)

Connect the QSX connectors in-line with the fuel injector connectors.



Connect the QSX Black wire terminal to the battery negative terminal.



Mount the QSE sensor.

*(Place the sensor in the rod as shown.
Tighten the nut by hand fully and then by a
1/4 turn using a wrench but maximum to
about 6 Nm.)*



QuickShifter easy Supplementary Manual



Italjet Dragster 700 Twin ABS TC 2026- (iQSE-W1 + QSE-F2A)

Typical position for the QuickShifter easy.

Secure the unit properly.

