

QuickShifter easy Supplementary Manual



Kove 800X ABS Rally 2025- (iQSE-W1 + QSX-F2B)

Secure the bike on a stand.



Remove the seat.


Remove the side fairings.

Remove the fuel tank.



Locate the fuel injector connectors under
the fuel tank.

(Grey, 2-pole connectors)




QuickShifter easy Supplementary Manual




Kove 800X ABS Rally 2025- (iQSE-W1 + QSX-F2B)

Connect the QSX connectors in-line with the fuel injector connectors.



Connect the QSX Black wire terminal to the battery negative terminal.



Mount the QSE sensor.

*(Place the sensor in the rod as shown.
Tighten the nut by hand fully and then by a
1/4 turn using a wrench but maximum to
about 6 Nm.)*



QuickShifter easy Supplementary Manual



Kove 800X ABS Rally 2025- (iQSE-W1 + QSX-F2B)

Typical position for the QuickShifter easy.

Secure the unit properly.

