


Suzuki GSX-R750 2000-2003 (iQSE-1 + QSX-P4B)


Remove the main seat.



Remove the fuel tank.



Remove the airbox.



QuickShifter easy Supplementary Manual



Suzuki GSX-R750 2000-2003 (iQSE-1 + QSX-P4B)


Plug the QSX connectors in-line with the ignition coil connectors.

(Black, 2-pole connectors below the airbox)



Connect the QSX Black wire terminal to the battery negative terminal.

(The picture on the right shows an alternative location, but we recommend using the battery negative terminal)



Mount the QSE sensor.

(Replace the bolt with the one supplied. Place the supplied washers at both sides of the sensor. Tighten the bolt in this position by about 6 Nm. If you do not have torque wrench, tighten the bolt until the shift arm is tight on the gearbox shaft.)



QuickShifter easy Supplementary Manual



Suzuki GSX-R750 2000-2003 (iQSE-1 + QSX-P4B)

Typical position for the QuickShifter easy.

Secure the unit properly.

