

QuickShifter easy Supplementary Manual



Suzuki GSX1300R ABS Hayabusa 2008-2020 (iQSE-1 + QSX-P4B)

Secure the bike on a stand.



Remove the seats.


Lift up or remove the fuel tank.

Remove the airbox.



Connect the QSX connectors in-line with
the ignition coil connectors.


(Black, 2-pole connectors below the airbox.)



QuickShifter easy Supplementary Manual


Suzuki GSX1300R ABS Hayabusa 2008-2020 (iQSE-1 + QSX-P4B)

Connect the QSX Black wire terminal to the battery negative terminal.



Mount the QSE sensor.

*(Replace the bolt with the one supplied.
Place the supplied washers at both sides of the sensor. Tighten the bolt in this position by about 6 Nm. If you do not have torque wrench, tighten the bolt until the shift arm is tight on the gearbox shaft.)*



Typical position for the QuickShifter easy.

Secure the unit properly.

