

### Ducati Monster ABS TC 2021- (SH-CAN)

Secure the bike on a stand.




Remove the seats.

Remove the plastic cover from the fuel tank on the left side.



Locate the ABS connector under the fuel tank.





# SpeedoHealer CAN


## Supplementary Manual



### Ducati Monster ABS TC 2021- (SH-CAN)

Cut the White/Black wire about 2,5cm (1") of the connector.

Connect the SH Green wire to the White/Black wire end, which goes to the ABS module. Use a yellow butt connector.




Connect the SH Blue wire to the White/Black wire end, which is at the wiring harness side. Use a yellow butt connector.



Cut the Grey/Green wire about 2,5cm (1") of the connector.

Connect the SH White wire to the Grey/Green wire end, which goes to the ABS module. Use a yellow butt connector.






# SpeedoHealer CAN

## Supplementary Manual




### Ducati Monster ABS TC 2021- (SH-CAN)


Connect the SH Yellow wire to the Grey/Green wire end, which is at the wiring harness side. Use a yellow butt connector.



Splice the SH Red wire to the Red/Black wire of the ABS connector. Use a red wire tap connector.



Splice the SH Black wire to the Black wire of the turn indicator. Use a red wire tap connector.



# SpeedoHealer CAN

## Supplementary Manual



### Ducati Monster ABS TC 2021- (SH-CAN)

Typical position for the SpeedoHealer CAN.

Secure the unit properly.

