

### Triumph Speed Triple 1200 RR ABS TC 2021- (SH-CAN)


Secure the bike on a stand.



Remove the upper cowl.


Remove the headlight.

Locate the dashboard connector.



Cut the Red wire about 2,5cm (1") of the connector.

Connect the SH Green wire to the Red wire end, which goes to the dashboard. Use a yellow butt connector.






# SpeedoHealer CAN

## Supplementary Manual



### Triumph Speed Triple 1200 RR ABS TC 2021- (SH-CAN)

Connect the SH Blue wire to the Red wire end, which is at the wiring harness side. Use a yellow butt connector.



Cut the Blue wire about 2,5cm (1") of the connector.

Connect the SH White wire to the Blue wire end, which goes to the dashboard. Use a yellow butt connector.



Connect the SH Yellow wire to the Blue wire end, which is at the wiring harness side. Use a yellow butt connector.






# SpeedoHealer CAN

## Supplementary Manual




### Triumph Speed Triple 1200 RR ABS TC 2021- (SH-CAN)

Splice the SH Red wire to the Green wire of the dashboard connector. Use a red wire tap connector.



Splice the SH Black wire to the Black wire of the dashboard connector. Use a red wire tap connector.



Typical position for the SpeedoHealer CAN.

Secure the unit properly.

