

## Ducati Superbike 848 2008-2013 (SH-V4 + SH-D01)

Secure the bike on a stand.




Remove the seats and the side fairing on the right side.



Locate the vehicle speed sensor connectors.

*(Black, 3-pole connectors on the right side)*




# SpeedoHealer

## Supplementary Manual




### Ducati Superbike 848 2008-2013 (SH-V4 + SH-D01)

Plug the SpeedoHealer connectors in-line with the vehicle speed sensor connectors.



Typical position for the remote button.



Typical position for the SpeedoHealer.

Secure the unit properly.

