


## Honda VTR1000F 1997-2005 (SH-V4 + SH-H01)

Secure the bike on a stand.


Remove the seat.




Locate the vehicle speed sensor connectors in a dust boot.



A close-up photograph showing a yellow plastic dust boot covering a vehicle speed sensor connector. The boot is attached to a metal component, and a black cable is visible extending from the top.



Plug the SpeedoHealer connectors in-line with the vehicle speed sensor connectors.



# SpeedoHealer

## Supplementary Manual



### Honda VTR1000F 1997-2005 (SH-V4 + SH-H01)

Typical position for the SpeedoHealer.

Secure the unit properly.

