

Honda CRF1100 Africa Twin ABS TC 2020- (SH-V4 + SH-H05)

Secure the bike on a stand.



Remove the seat.


Remove the black plastic covers below the fuel tank.

Remove the cover from the battery.




Locate the vehicle speed sensor connectors.

(Black, 3-pole connectors under the battery)




Honda CRF1100 Africa Twin ABS TC 2020- (SH-V4 + SH-H05)

Plug the SpeedoHealer connectors in-line with the vehicle speed sensor connectors.



Typical position for the remote button.



Typical position for the SpeedoHealer.

Secure the unit properly.

