


Kawasaki W800 2011- (SH-V4 + SH-K01)


Remove the seat.




Remove the left side panel.

Locate the speed sensor connector.

(Black, 3-pole connector)



Plug the SpeedoHealer connectors in-line with the vehicle speed sensor connectors.



SpeedoHealer Supplementary Manual



Kawasaki W800 2011- (SH-V4 + SH-K01)

Typical position for the SpeedoHealer.

Secure the unit properly.

