

Suzuki GSX-R1000 2001-2016 (SH-V4 + SH-S01)

Secure the bike on a stand.




Remove the side covers and the seats.

Lift up or remove the fuel tank.



Locate the vehicle speed sensor connectors.

(Black, 3-pole connectors under the fuel tank)




SpeedoHealer Supplementary Manual




Suzuki GSX-R1000 2001-2016 (SH-V4 + SH-S01)

Plug the SpeedoHealer connectors in-line with the vehicle speed sensor connectors.



Typical position for the remote button.



Typical position for the SpeedoHealer.

Secure the unit properly.

