

## Honda CRF1100 Africa Twin 2020- (SH-V4 + SH-U01)


Secure the bike on a stand.



Remove the fairings on the left side.



Locate the 12-pole dashboard connector.




### Honda CRF1100 Africa Twin 2020- (SH-V4 + SH-U01)

Cut the Pink wire of the connector.


Splice the SpeedoHealer White wire to the Pink wire end, which goes to the dashboard connector.

Splice the SpeedoHealer Green wire to the Pink wire end, which is at the wiring harness side.



Splice the SpeedoHealer Black wire to the one of the solid Green ground wire.

Splice the SpeedoHealer Red wire to the Black/Red wire.



Typical position for the SpeedoHealer.

Secure the unit properly.

