

Suzuki SV650X 2018- (SH-V4 + SH-U01)

Remove the seat.




Unplug the ECU connectors.

(Black connector next to the battery)



Splice the SpeedoHealer Red wire to the White/Black wire of the larger ECU connector.




Suzuki SV650X 2018- (SH-V4 + SH-U01)


Cut the Pink/White wire from the smaller ECU connector.

Splice the SpeedoHealer Green wire to the Pink/White wire end, which is at the wiring harness side.

Splice the SpeedoHealer White wire to the Pink/White wire end, which goes to the ECU connector.



Splice the SpeedoHealer Black wire to the Black/White wire of the smaller ECU connector.



Typical position for the SpeedoHealer.

Secure the unit properly.

