


Yamaha MT-07 ABS 2014- (SH-V4 + SH-U01)

Remove the seats, the fairing around the fuel tank and the plastic cover on the right side.




Locate the ECU connector below the fuel tank.



Cut the White/Yellow (speed signal) wire at the ECU connector.

Splice the Green SH wire to the White/Yellow wire end, which is at the ECU connector side.

Splice the White SH wire to the White/Yellow wire end, which is at the wiring harness side.



SpeedoHealer


Supplementary Manual



Yamaha MT-07 ABS 2014- (SH-V4 + SH-U01)

Splice the Red SH wire to the Red/White wire of the ECU connector.

Splice the Black SH wire to the Black wire of the ECU connector.



Typical position for the SpeedoHealer.

Secure the unit properly.

