

Shift Light pro Supplementary Manual

Suzuki DL650 V-Strom 2004-2011 (SLP-U01)


Secure the bike on a stand.



Remove the seat and locate the ECU connector.



Splice the SLP Black/Green wire to the White wire at the ECU connector.




Shift Light pro Supplementary Manual




Suzuki DL650 V-Strom 2004-2011 (SLP-U01)

Remove the side fairings and locate the dashboard connector.

Splice the SLP Black wire to the Black/White wire.



Splice the SLP Red wire to the Orange/Green wire.



Typical position for the Shift Light pro.

Secure the unit properly.

(Shown with the optional Gipro Mount, part no.: GIPRO-M-BK)

