

STV Eliminator

Supplementary Manual



Kawasaki Z300 ABS 2015-2016 (STVE-02)

Secure the bike on a stand.



Remove the black plastic covers under the main seat.

Remove the seats.

Remove the black covers from the fuel tank.


Remove the fuel tank.



Locate the throttle body assembly under the fuel tank.

Remove the butterfly valve flaps/throttle plates.

Find the STPS (secondary throttle position sensor) on the throttle body assembly.




STV Eliminator

Supplementary Manual




Kawasaki Z300 ABS 2015-2016 (STVE-02)

Plug the STVE module into the 3-pole Black wiring harness connector.



Find the Sub-throttle valve actuator and plug the STVE module into the 4-pole White wiring harness connector.



Pay attention! Change the Green and White wire position in the STVE connector!

Typical position for the STV Eliminator.

Secure the unit properly.

