

X-TRE Power Box Supplementary Manual



Suzuki DL650 V-Strom 2012-2016 (XT-S01)

Remove the seat.




Plug the X-TRE connectors in-line with the gear position sensor connectors.

(White, 3-pole triangular connectors below the fuel tank at the left side)



Cut the Black/Green wire about 4cm (1.6") away from the ECU/ECM connector.

(Large connector, PIN #31)




X-TRE Power Box Supplementary Manual




Suzuki DL650 V-Strom 2012-2016 (XT-S01)

Connect the X-TRE Black/Green wire to the Black/Green wire end, which goes to the ECU/ECM connector.



Connect the X-TRE Black/White wire to the Black/Green wire end, which is at the wiring harness side.



Connect the X-TRE Red wire to the Orange wire of the rear brake light switch connector.

(Transparent, 2-pole connector below the fuel tank)

(X-TRE mode: 6)

